




DIMENSION ONE SPAS®





At Dimension One Spas, the difference is clear the second you sink into the warm, revitalizing water. Our state-of-the-art bioform seats precisely fit each body type, from its height and curves to the placement of each patented, easy-to-adjust jet.



DISTINCTLY D1®



Our precision engineering is evident in every detail of every hot tub we sculpt, derived from a thirst for knowledge and a love of the latest technology. With over 40 years of pushing the envelope of what a hot tub should be, we have integrated intelligence, utilized the most durable materials and given you more features that give you exactly what you need.

METICULOUS RESEARCH

The science of Hydronomics™, created by Dimension One Spas® engineers and design experts, is the study of hydrotherapy and ergonomics to create seat combinations and jet configurations that offer a complete head-to-toe experience in every spa we design. From where we place jets at your feet to how jets are positioned on your neck, we have examined every detail so you don't have to.



WATER QUALITY THAT EXCEEDS INDUSTRY STANDARD

The Dimension One Spas® patented system gives you crystal-clear water you won't find anywhere else by limiting the amount of time you spend on water maintenance while also limiting the amount of chemicals you buy and use.

ULTRAPURE™ PLUS (Bay™ Collection)

Utilizing the same technology as the drinking water purification processes in Europe, the UltraPure™ PLUS water management system introduces ultraviolet light in addition to mixing ozone and water three times to create the most effective system available. UV light comes in contact with eight gallons of water per minute, diligently neutralizing any remaining impurities. The dual filtering method also allows for the water management system and fountains to run separately and quietly, cleaning the water while you use your hot tub.



ULTRAPURE™ (Reflections® Collection)

Improving upon the industry standard, D1® offers the patented UltraPure™ water management system. This hot tub filtration system mixes ozone and water three times to ensure ozone comes in contact with every drop of water to provide the purest water possible, 24 hours a day.



CLEARZONE® PRO (@Home® Collection)

As the pioneers of the use of ozone in hot tub water care, we know that not all ozone systems are created equal. Through the use of this natural, oxygen-based system, ClearZone® PRO significantly reduces the need for chemicals by fighting and oxidizing impurities 47% more efficiently than standard ozone systems.





SMARTHUB™ CONTROL

The SmarthHub™ glass touch control manages your hot tub's major functions in seconds with a large touch screen that uses smart touch technology making it easy to swipe and use even with wet hands. Also compatible with the optional D1® SpalQ™ app to control your spa from anywhere.



LIQUID FX™

Liquid FX™ incorporates lights and water to engage your senses, with models showcasing one-of-a-kind interchangeable fountains and water features. Available in the Bay™ and Reflections® Collections.



DIMENSION ONE SPAS® FEATURES

FLEX THERAPY PILLOW™

The newly redesigned Flex Therapy Pillow™ features adjustable neck and shoulder jets unlike any other brand in the industry. These patented jetted pillows are easy to reposition to just the right height whether you are 5'2" or 6'5".



DYNAMIC MASSAGE SEQUENCER™

The Dynamic Massage Sequencer™ features individual controls and six preprogrammed massage combinations to target different body zones, giving you the option to customize speed as well as pausing the succession.



DIMENSION ONE SPAS® FEATURES

TERRACINA™ SKIRTING

The natural wood tones of the durable Terracina™ Collection create a hot tub exterior unmatched in beauty that you will enjoy for years to come. Optional upgrade on all models.

PATENTED ADJUSTABLE JETS

Varying the power of your massage is easy with patented jets featuring a adjustable design that makes it easy to grip and turn underwater.





ULTRALOUNGE™

Every UltraLounge™ delivers head-to-toe therapy utilizing precision angles to keep your body in the perfect position to reduce buoyancy so you don't float out of your seat.



STATUS LIGHT

Integrated into the outside of your spa, the LED-lit logo quickly communicates the status of your hot tub, indicating whether your hot tub is ready or needs attention such as routine maintenance.



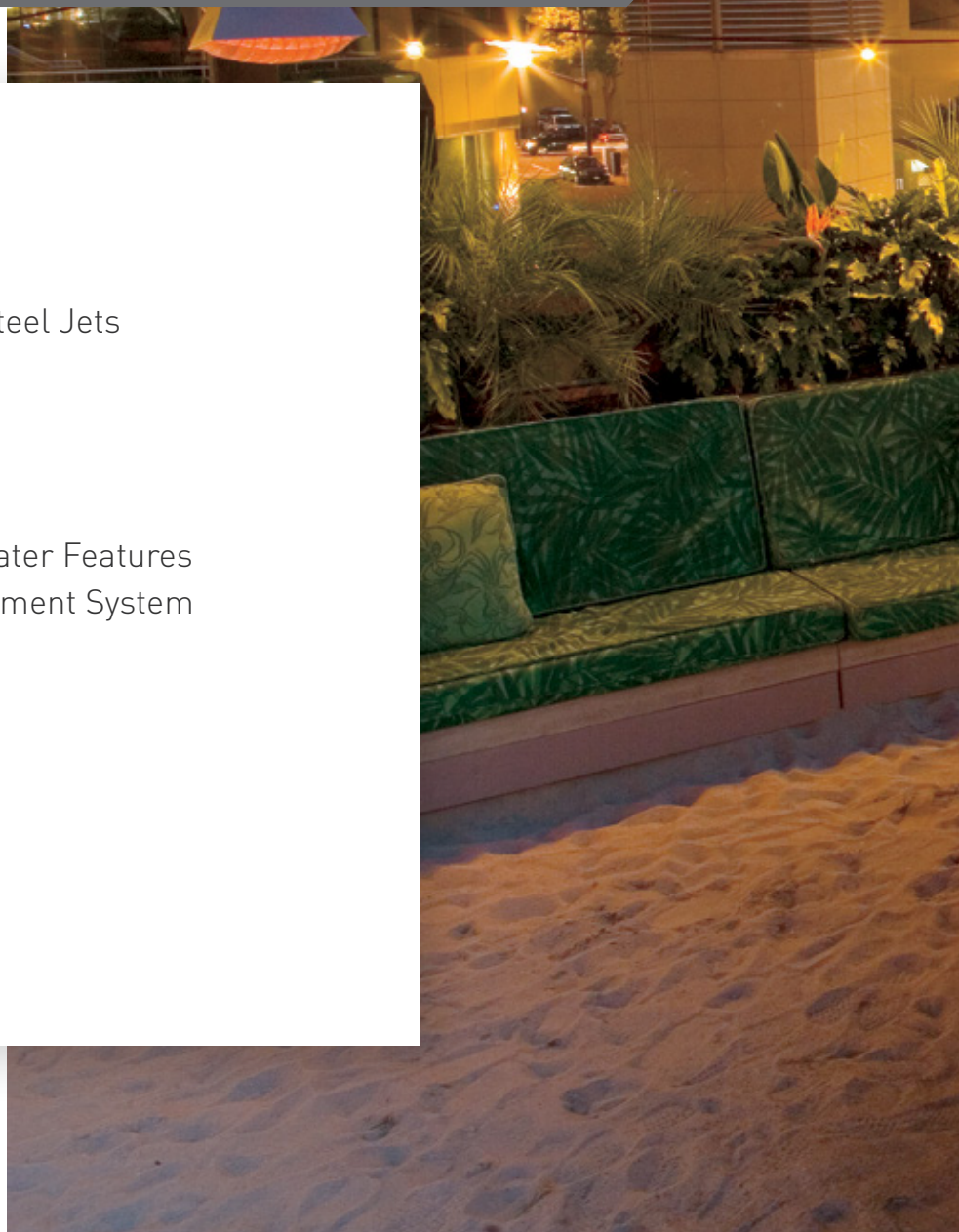
The Bay™ Collection is available in three models ranging in size, from a five-seater to a large spa with room for up to eight adults. From the distinctive curvilinear silhouette to the deep, fully-loaded interior, the Bay™ Collection is more than a sight to behold; it's everything you could ever dream of in a spa.

CORE FEATURES:

- Patented Curvilinear Design
- Deepest Soaking Experience
- Patented Adjustable Stainless Steel Jets
- Flex Therapy Pillow™
- SmartHUB™ Advanced Control
- Terracina™ Skirting
- Liquid FX™
- One-of-a-Kind Fountains and Water Features
- UltraPure™ PLUS Water Management System
- Dynamic Massage Sequencer™
- Echo™ Underwater Switches
- Status Light

Optional:

- Stereo
- D1® SpaIQ™ App
- Exterior Lighting



A large, curved hot tub with a wooden skirt and blue interior, featuring multiple water jets spraying upwards. It is situated outdoors at night, surrounded by greenery and a modern building in the background. The hot tub is labeled 'Amore Bay Model with Terracina Skirt Shown 9'.

A large, curved hot tub with a wooden skirt and blue interior, featuring multiple water jets spraying upwards. It is situated outdoors at night, surrounded by greenery and a modern building in the background. The text "BAY™ COLLECTION" is visible in the top right corner.

SARENA BAY®

The Sarena Bay® is the world's first curvilinear hot tub. Unlike ordinary, square hot tubs, its patented design will add an eye-catching centerpiece to any backyard retreat. It is also the only tub featuring two independent Dynamic Massage Sequencers™.



OPTIONAL:



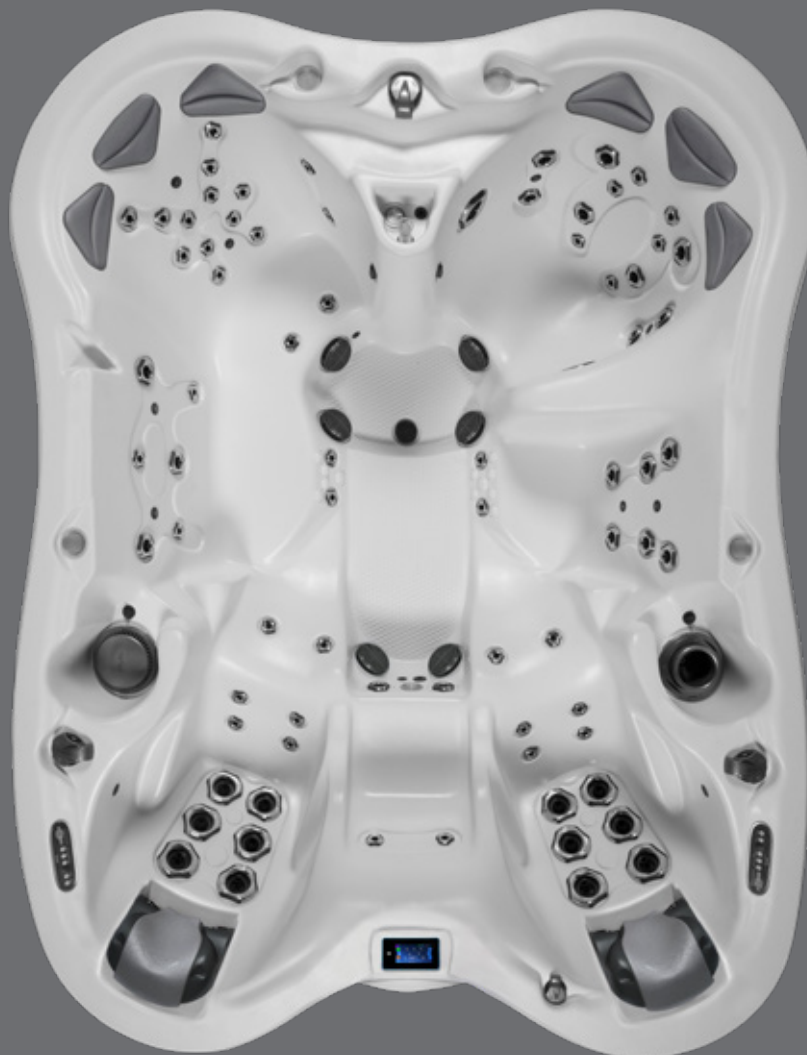
EXTERIOR LIGHTING



STEREO



D1® SPAIQ™ APP



LENGTH 120" X WIDTH 92" X HEIGHT 40"
GALLONS 500



STATUS LIGHT



PERSONS



JETS



PUMPS



FLEX THERAPY PILLOW™



SMARTHUB™
CONTROL



DYNAMIC
MASSAGE SEQUENCER™



ULTRAPURE™ PLUS



LIQUID FX™



BUBBLING HEMISPHERE
WATER FEATURE



ECHO™
JET SWITCH

AMORE BAY®

The design and creation of the Amore Bay® Spa was inspired by love and the classic heart shape. This spa is large enough for up to seven adults and also boasts the only model in the Bay® Collection to feature bench seating to make it easy to move around.



OPTIONAL:



EXTERIOR LIGHTING



STEREO



D1® SPAIQ™ App

LENGTH 108" X WIDTH 92" X HEIGHT 40"
GALLONS 415



LOTUS BAY®


Inspired by the Asian Water Lily, this hot tub cultivates relaxation and tranquility, perfect for reconnecting. The Lotus Bay® is great for those looking for a powerful hydromassage -- and a little privacy.



OPTIONAL:

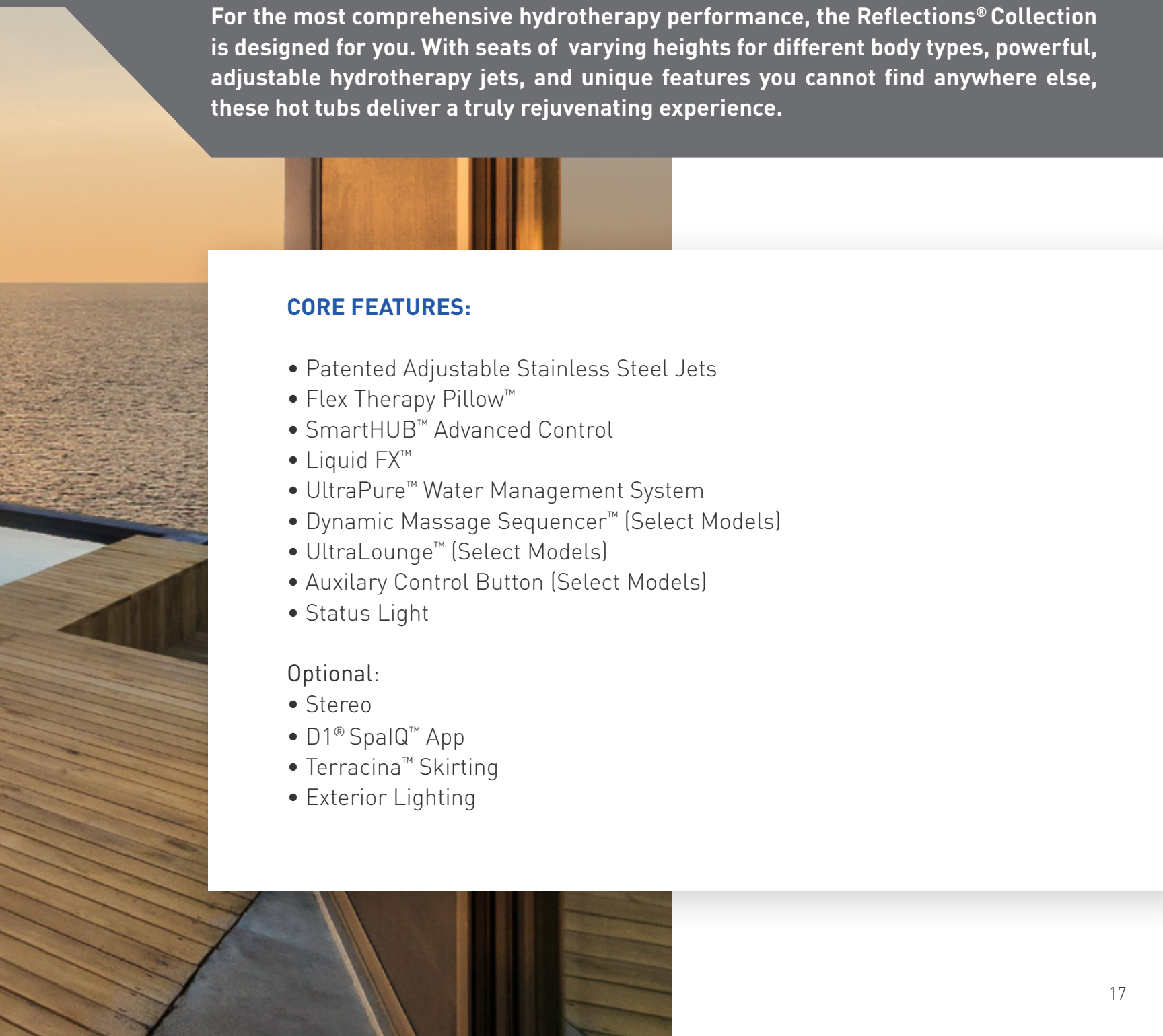



LENGTH 92" X WIDTH 92" X HEIGHT 40"
GALLONS 317



REFLECTIONS® COLLECTION





For the most comprehensive hydrotherapy performance, the Reflections® Collection is designed for you. With seats of varying heights for different body types, powerful, adjustable hydrotherapy jets, and unique features you cannot find anywhere else, these hot tubs deliver a truly rejuvenating experience.

CORE FEATURES:

- Patented Adjustable Stainless Steel Jets
- Flex Therapy Pillow™
- SmartHUB™ Advanced Control
- Liquid FX™
- UltraPure™ Water Management System
- Dynamic Massage Sequencer™ (Select Models)
- UltraLounge™ (Select Models)
- Auxiliary Control Button (Select Models)
- Status Light

Optional:

- Stereo
- D1® SpaIQ™ App
- Terracina™ Skirting
- Exterior Lighting

REFLECTIONS® COLLECTION

EXECUTIVE®



SEATS	8-9
JETS	60
LENGTH	92"
WIDTH	110"
HEIGHT	41.5"
GALLONS	592



CHAIRMAN™



SEATS	5-6
JETS	48
LENGTH	92"
WIDTH	92"
HEIGHT	36"
GALLONS	400



DIPLOMAT™



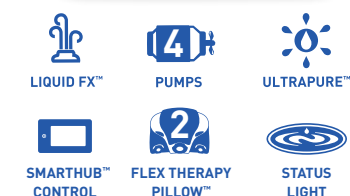
SEATS	5-6
JETS	45
LENGTH	92"
WIDTH	92"
HEIGHT	36"
GALLONS	330



NAUTILUS™



SEATS	6-7
JETS	40
LENGTH	92"
WIDTH	92"
HEIGHT	36"
GALLONS	370



CALIFORNIAN™



SEATS **5-6**
JETS **36**
LENGTH **92"**
WIDTH **92"**
HEIGHT **36"**
GALLONS **350**



AURORA™



SEATS **5-6**
JETS **33**
LENGTH **84"**
WIDTH **84"**
HEIGHT **36"**
GALLONS **290**



NAUTIQUE™



SEATS **6-7**
JETS **41**
LENGTH **84"**
WIDTH **84"**
HEIGHT **36"**
GALLONS **325**



SEVILLE®



SEATS **5-6**
JETS **40**
LENGTH **78"**
WIDTH **84"**
HEIGHT **31"**
GALLONS **260**



TRIAD™ 36"




SEATS **3-4**
JETS **33**
LENGTH **84"**
WIDTH **66"**
HEIGHT **36"**
GALLONS **255**



TRIAD™ 30"



SEATS **3-4**
JETS **32**
LENGTH **84"**
WIDTH **66"**
HEIGHT **30"**
GALLONS **245**



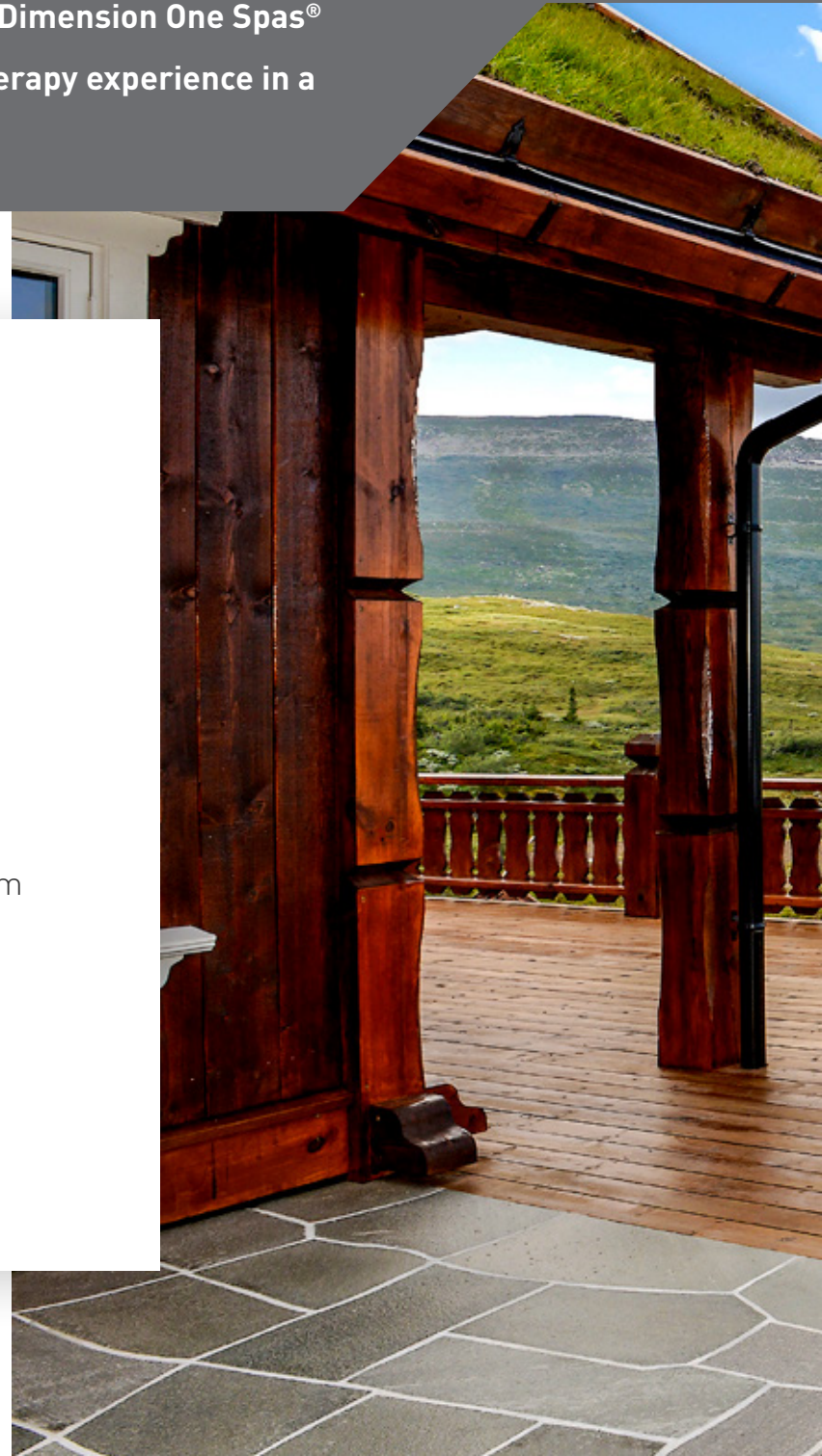
Designed with the precision and quality for which Dimension One Spas® is known, our classic line offers a refined hydrotherapy experience in a design that complements any outdoor style.

CORE FEATURES:

- Adjustable Jets
- Jet Therapy Pillow™
- Intuitive Upper Control
- UltraLounge™ (on Select Models)

Optional:

- ClearZone® PRO Water Management System
- Stereo
- Terracina™ Skirting
- Crystal FX™ Lighting Package
- Stainless Steel Jets





Dream™ Model with Terracina™ Skirt Shown

LATITUDE™



SEATS	5-6
JETS	44
LENGTH	92"
WIDTH	92"
HEIGHT	36"
GALLONS	385



**OPTIONAL:
CLEARZONE® PRO**



PUMPS



**JET
THERAPY PILLOW™**

MERIDIAN™



SEATS	6-7
JETS	45
LENGTH	92"
WIDTH	92"
HEIGHT	36"
GALLONS	375



OPTIONAL:
CLEARZONE® PRO



PUMPS



**JET
THERAPY P|LLOW™**

WAYFARER™



SEATS	5-6
JETS	42
LENGTH	83"
WIDTH	83"
HEIGHT	36"
GALLONS	275



PUMPS



**JET
THERAPY PILLOW™**

SOJOURN™



SEATS	6-7
JETS	42
LENGTH	83"
WIDTH	83"
HEIGHT	36"
GALLONS	345



**OPTIONAL:
CLEARZONE® PRO**



PUMPS



**JET
THERAPY PILLOW™**

DREAM™



SEATS	5-6
JETS	34
LENGTH	83"
WIDTH	83"
HEIGHT	36"
GALLONS	300



BREEZE™



SEATS	6-7
JETS	35
LENGTH	84"
WIDTH	84"
HEIGHT	36"
GALLONS	315



COVE™



SEATS	5
JETS	22
LENGTH	77"
WIDTH	83"
HEIGHT	30"
GALLONS	260



ARENA™



SEATS	5-6
JETS	14
DIAMETER	87"
HEIGHT	36"
GALLONS	340



JOURNEY™



SEATS	4-5
JETS	20
DIAMETER	78"
HEIGHT	35"
GALLONS	240



SERENADE™




SEATS	2-3
JETS	18
LENGTH	66"
WIDTH	83"
HEIGHT	30"
GALLONS	190





COLOR OPTIONS

SHELL COLORS




SKIRT COLORS

TERRACINA™ SKIRT



ENVIROTECT® SKIRT




COVER COLORS

ULTRALAST™ COVERS



VINYL COVERS



*Not available on Sarena Bay®, Amore Bay® and Executive® Models.